

# Making an online RefWorks tutorial from scratch

Emma Shaw

e.shaw@imperial.ac.uk



@handylibrarian





# RefWorks

## training for Medicine year 2

- Each year in May Medicine Liaisons deliver hands on sessions to 2<sup>nd</sup> year Medicine undergraduates.
- In support of their project where they are required to write a paper.
- This year we decided to put it online and provide optional bookable sessions.

# Why put it online?

Classroom



Vs



Online, virtual environment

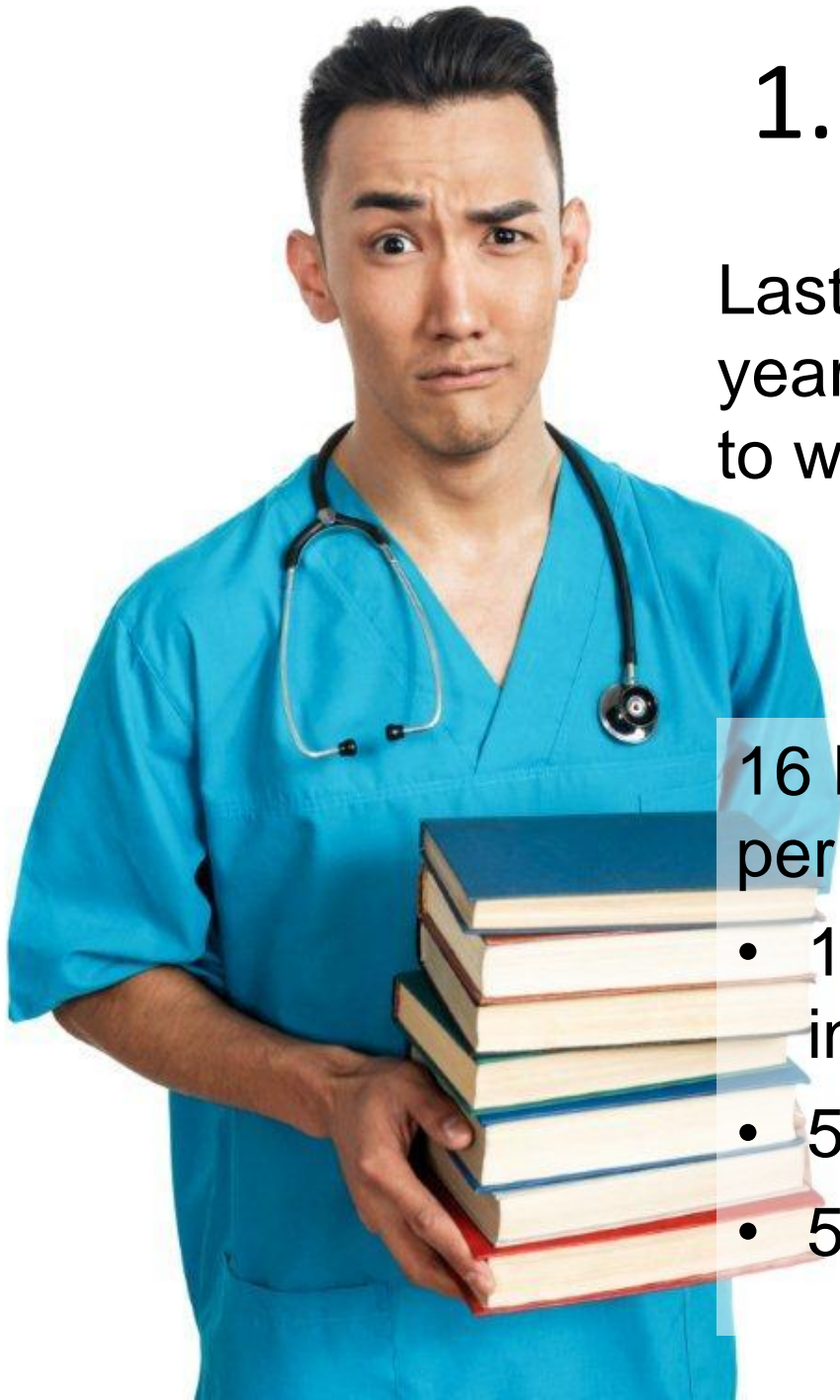
# 1. Major operation!

Last years RefWorks training 286 2<sup>nd</sup> year Medical Students with a paper to write.....

=

16 RefWorks sessions (20 students per session)

- 16 hours of teaching (not including prep or commuting!)
- 5 Liaison Librarians
- 5 backup Librarians



## 2. Student feedback



“Integrate the session with a day of teaching. Coming just for this is tedious!!”


“I would rather it was an online tutorial. Or do the tutorial on a day in which lectures are in SK so people don't come in for what was effectively a half hour session”

### **3. Retaining skills learnt**

- 
- A woman with light brown hair and blue eyes is looking upwards and to the right, holding a pen to her chin in a thoughtful pose. She is surrounded by a dense collection of yellow, pink, and orange sticky notes that are scattered across the background, partially obscuring her face and the text below.
- Easy to forget when not used regularly
  - Difficult to fit the sessions in at the appropriate time and often too early
  - Training has to be repeated as a refresher in year 4

“Definitely repeat the session or provide all the info online because it is so useful but also easy to forget!”

- Provides a session they can go back to when needed.
- Will be useful for when they need to use it in year 4 no need to refresh



# The process

- First discussed idea with colleagues and e-learning technologist.
- What software to choose? Where do we host?

Module 2.1 - Symptom Assessment and Management

Imperial College London

Dr. Catherine Urch

Outline

Thumbnails

Notes

Search

Module 2.1 - Symptom Assessment and Management

Aims & Objectives

Pain Pathways - Activity

Basic Pain Pathway

Ascending Pathway

Descending Pathway

Descending Pathway

Pain Pathways - Practice

Pain: Definition - Activity

Pain Assessment Tools: An Introduction

Pain Assessment Tools

Treatment of Pain - Activity

Other Symptoms

Conclusion

ATTACHMENTS

BOOKMARK

Basic Pain Pathway

Next Slide

Excitatory neurotransmitters (ie: glutamate, SP)

And inhibitory neurotransmitters (ie: endorphins, GABA)

00:12 / 01:28

SLIDE 4 OF 55

PLAYING

00:32 / 03:41

⏮

⏪

⏩

⏭

900x720

Shrink to fit

and Reference Type

Journal Article

Abstract

Article

Book, Edited

Book, Section

Book, Whole

Cases/Court Decisions

Computer Program

Conference Proceedings

Dissertation/Thesis

Dissertation/Thesis, Unpublished

Genetic

Grant

Healing

Journal Article

Journal, Electronic

Law/Statutes

Magazine Article

Media

Book, edited is for edited works which contain chapters from a number of different authors

Start Page:

0:01:22:09 / 0:02:45:08

00:00:50:00

00:01:00:00

00:01:10:00

00:01:20:09

00:01:30:00

Not all ou...

Y...

For this exam...

Th...

Ref...

By de...

Th...

Book, ed...

Boo...

Bo...

asia screen capture software

# asia screen capture software

E-module produced using Articulate by the Faculty of Medicine e-learning team

# The process

- Spoke to Theme Leader. Is it an appropriate form of delivery? What are the risks, pitfalls of delivery in this format?

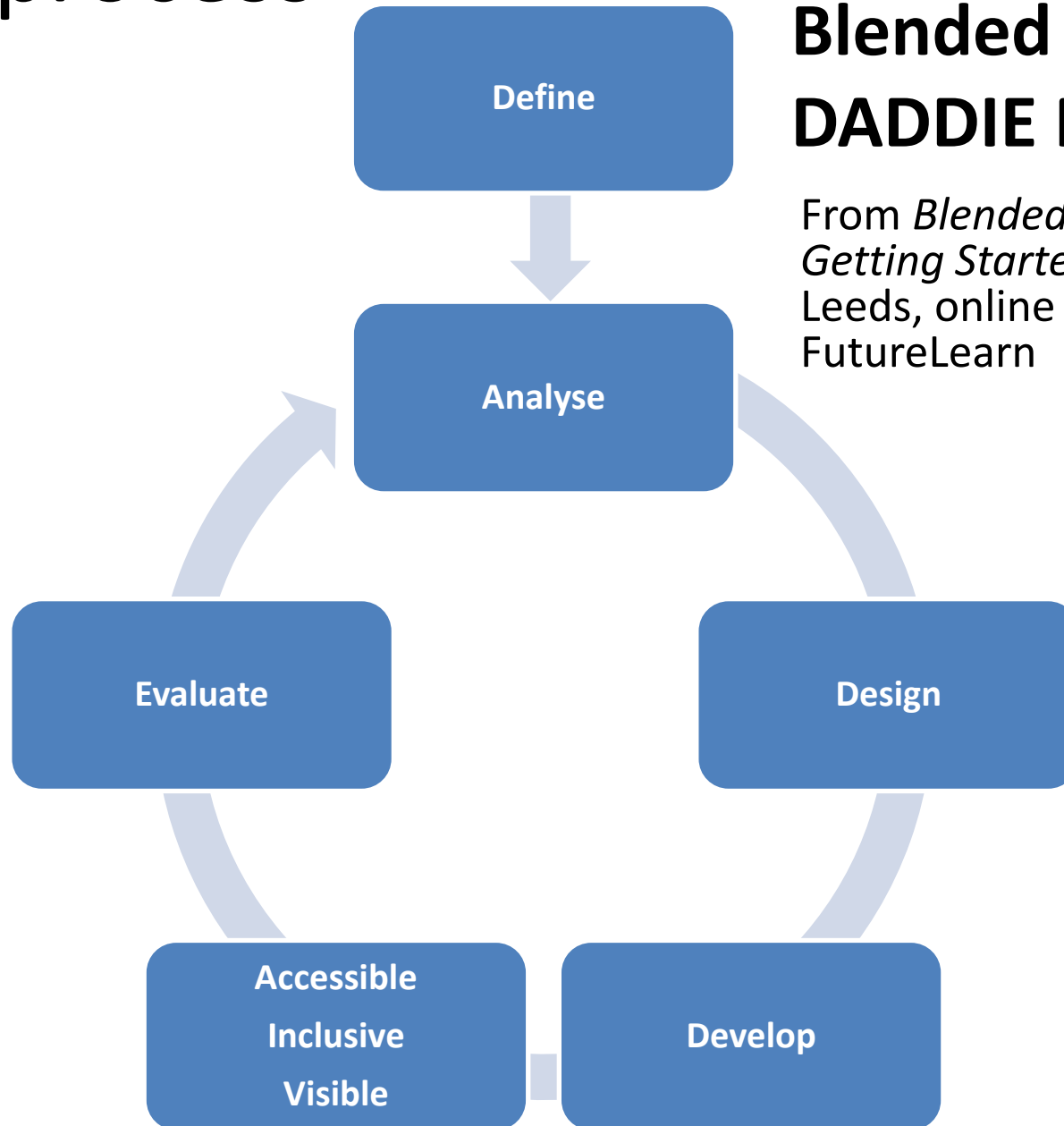


**Solution!** go for blended learning approach and provide bookable classroom sessions.



- Submitted a change to teaching form and presented to Medicine Education committee.

# The process



## Blended Learning DADDIE Model

From *Blended Learning Essentials: Getting Started*, University of Leeds, online course via FutureLearn

# The process →→→

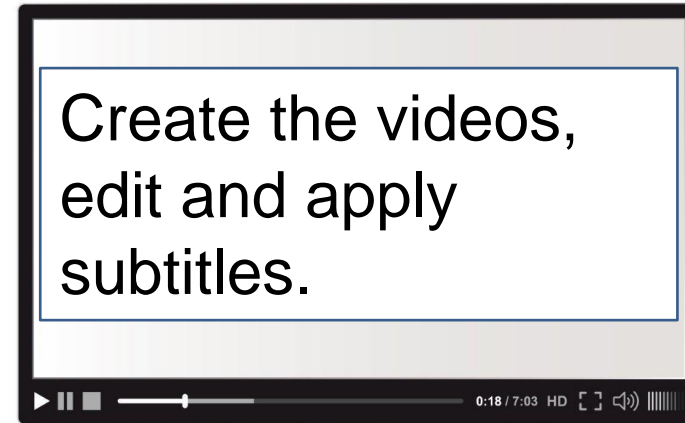
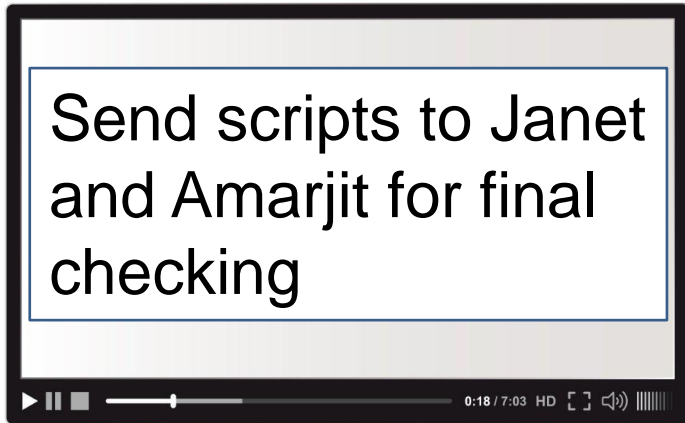
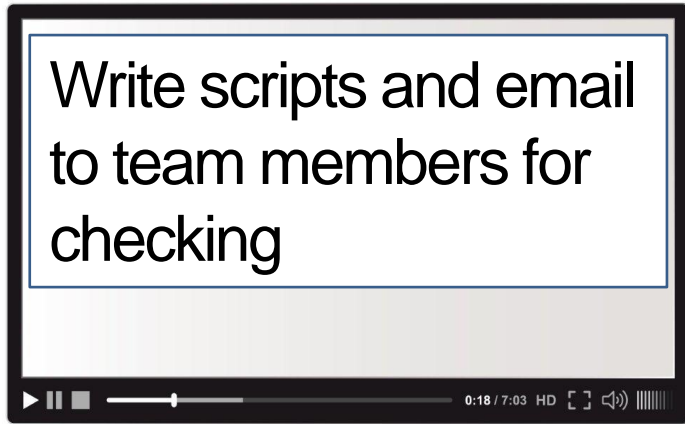
Seek team members to be involved.  
Opportunity for cross collaboration

Draw up plan of structure and storyboard of videos

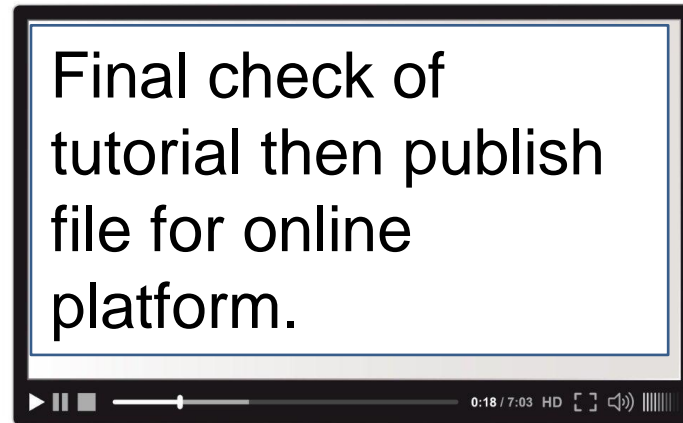
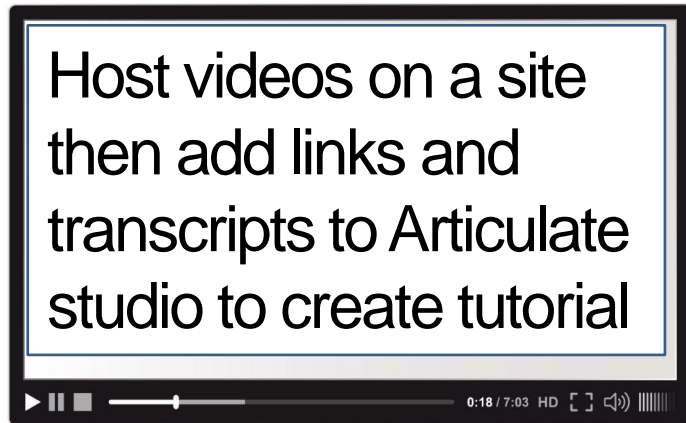
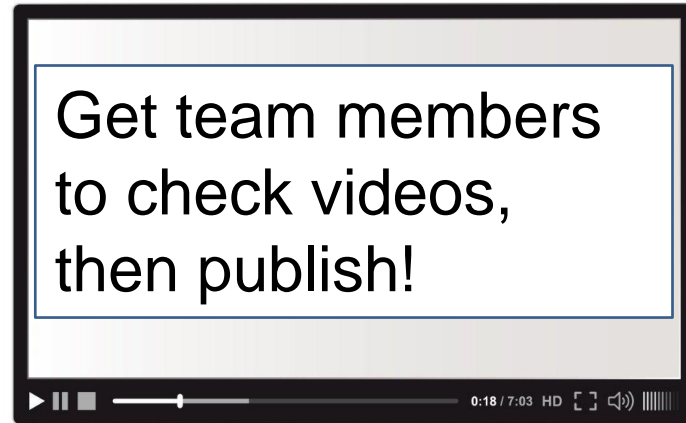


Proposal for Online <u>RefWorks</u> Tutorial			
Introduction		Contents	
1	Format		Emma
	PowerPoint Slide presentation	<ul style="list-style-type: none"><li>• Introduction to <u>RefWorks</u>.</li><li>• What <u>RefWorks</u> is.</li><li>• Learning objects of the tutorial.</li></ul>	<ul style="list-style-type: none"><li>• Need training account for <u>RefWorks</u>.</li><li>• Would this be a good point to mention that <u>RefWorks</u> won't do everything, and will be explained in the tutorial?</li></ul>
2	<u>Camtasia</u> Video	<ul style="list-style-type: none"><li>• How to Access <u>RefWorks</u>.</li><li>• How to register for <u>RefWorks</u>.</li><li>• General brief interface explanation.</li></ul>	Katharine and Debbie
Adding References to your <u>RefWorks</u> Account			
3	Importing References from databases and other online sources		
	PowerPoint Slide presentation	Explanation about importing	Jackie
4		<ul style="list-style-type: none"><li>• Via different browsers</li><li>• Different exporting options in interfaces.</li><li>• Text file import</li><li>• Difference in what data is carried across, may not be all data required by reference style.</li></ul>	
5	<u>Camtasia</u> Video	How to import references from a text file	Jackie
		<ul style="list-style-type: none"><li>• <u>Pubmed</u> example</li></ul>	
		How to Directly export from an online database	Jackie

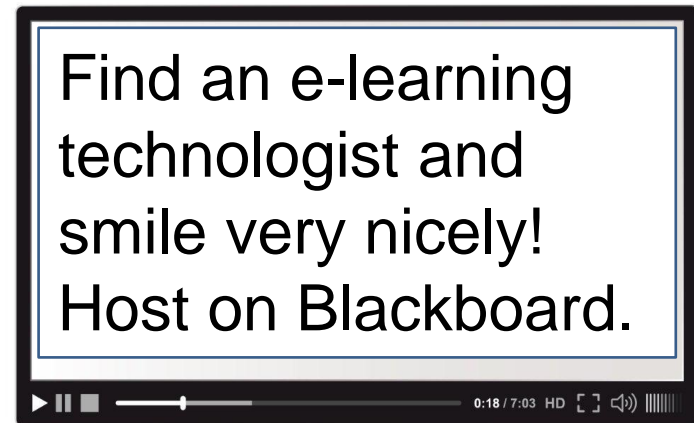
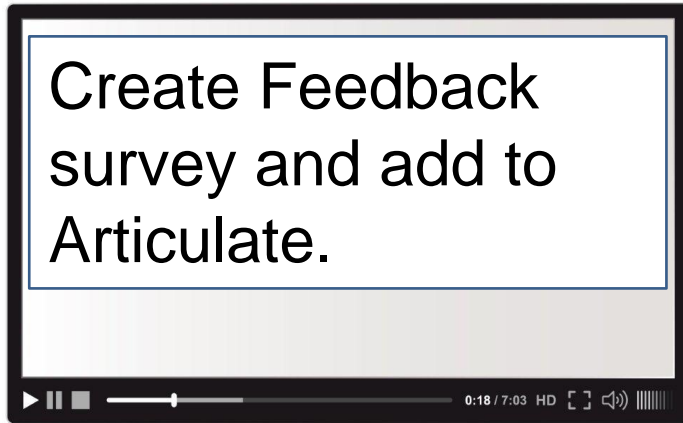
# The process →→→



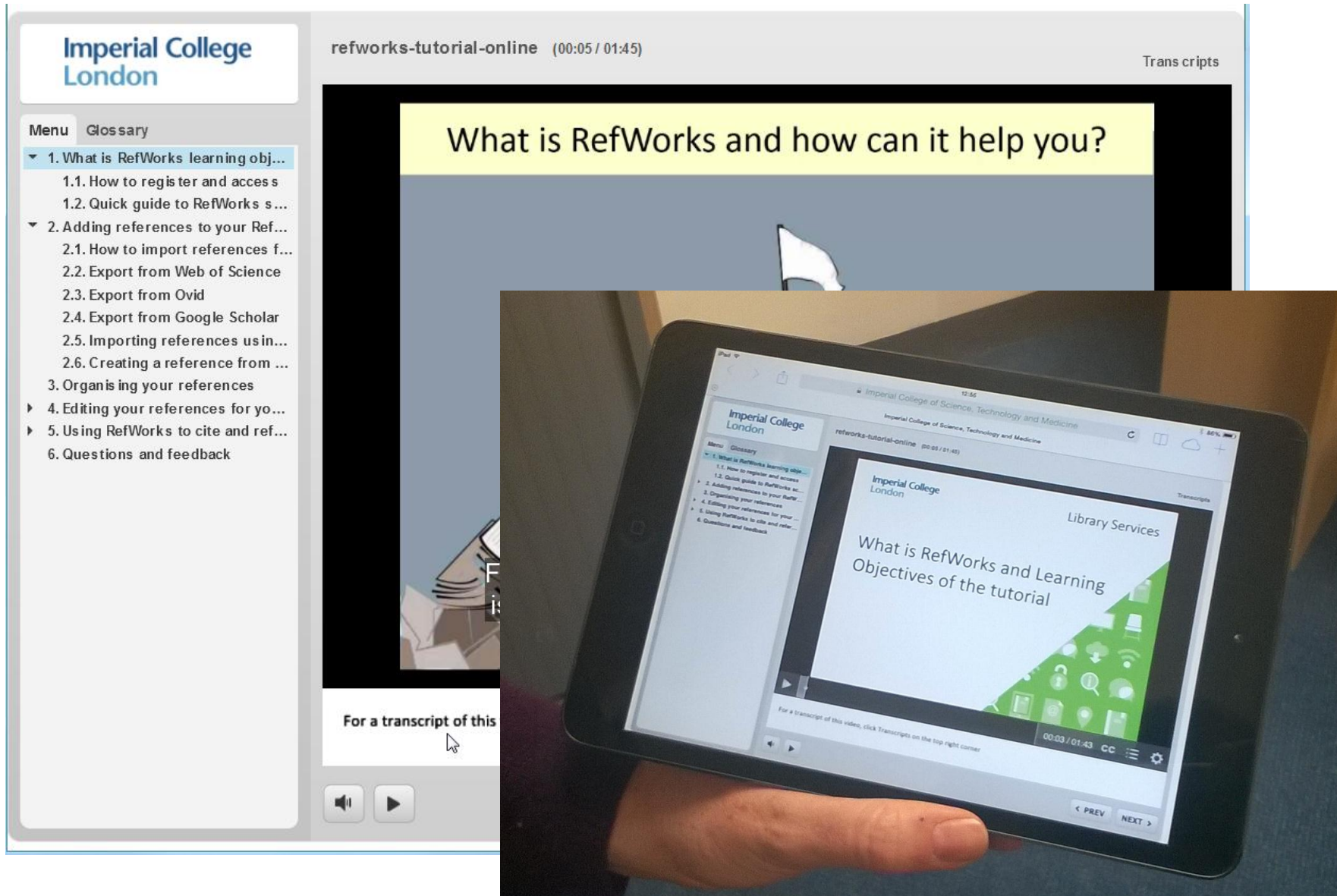
# The process →→→



# The process →→→



# The final product!





# The Feedback

- 6 surveys completed. Hosted on Survey Monkey.
- 5 out of 6 rated it 'Very good' (one didn't leave a rating).

**'The best part was actually being able to watch someone do it on the screen in front of you, which was far more useful than simply reading the tutorial.'**

**'Extremely useful. I am in my second year of Medicine. In my first year I had assignments that required referencing and I did it all manually because I didn't have the time to figure out how to use a referencing manager. So, this tutorial came at a good time as I had planned to learn how to use one during my summer holidays.'**

**'Yes, I think it will be very useful for me not just for now but in the future as well, for example in 4th year and also beyond that, I think it will be very useful for later on in our careers whenever we want to write/publish an article. I think I will be referring back to this tutorial if I am unsure on how to do something in the future!'**

# What next?

- Year 1 Medicine have been introduced after their plagiarism and referencing workshop, plus year 4.
- Postgraduate courses have now been enrolled.
- More tutorials in the pipe line! Ovid, Plagiarism.
- RefWorks videos are now on YouTube and up on the Library website to support all Library users.
- Training in the use of Blackboard
- Training in the use of Articulate

# Any Questions ?



# Credits

- All images from shutterstock apart from:
- Screen shot of e-module for BSc Medicine Imperial College London. Created by the Medicine e-learning team.
- Winking dog image,  
<http://www.emmitsburg.net/humor/pictures/2009/poke.jpg> 10/07/2015
- Cup of tea image, *How to make tea correctly (according to science): milk first*, *The Guardian*, 3<sup>rd</sup> October 2014,  
<http://www.theguardian.com/science/brain-flapping/2014/oct/03/how-to-make-tea-science-milk-first> 08/07/2015
- Gin and Tonic image, Drinks Dragon  
<http://www.drinksdragon.com>, 10/07/2015
- Pleading Cat from Miniature Mice  
<http://www.miniaturemice.co.uk/cats/> 10/07/2015